

9035 Topanga Canyon #112
West Hills, CA 91304
December 12, 1998

Attn: John Catoe, General Manager
Santa Monica Municipal Bus Lines
1660 Seventh St
Santa Monica, CA 90401

Dear Mr. Catoe:

Enclosed please find some service suggestions. (This is a formalized version of the ideas I presented at the November 21 Community Meeting in Santa Monica).

Thanks for your time and help.

Sincerely,

Charles P. Hobbs

SMMBL SERVICE SUGGESTIONS

Local Services:

- Line #7 Extend all-day service to Metro Red Line station at Wilshire/Western
- Line #9 Extend at least peak hour service (pref. all day) to Metro Red Line at Wilshire Western. (Assuming #9 replaces #5 on Olympic east of Sawtelle). Service to Pacific Palisades provided by new Line #19
- Line #19 Combination of existing Palisades portion of #9 and Palisades Highland route of LADOT DASH Palisades. (Local loop portion of DASH not changed).
- Line #27 Santa Monica-Woodland Hills/Warner Center via Topanga Canyon (May be operated by an agency other than SMMBL)

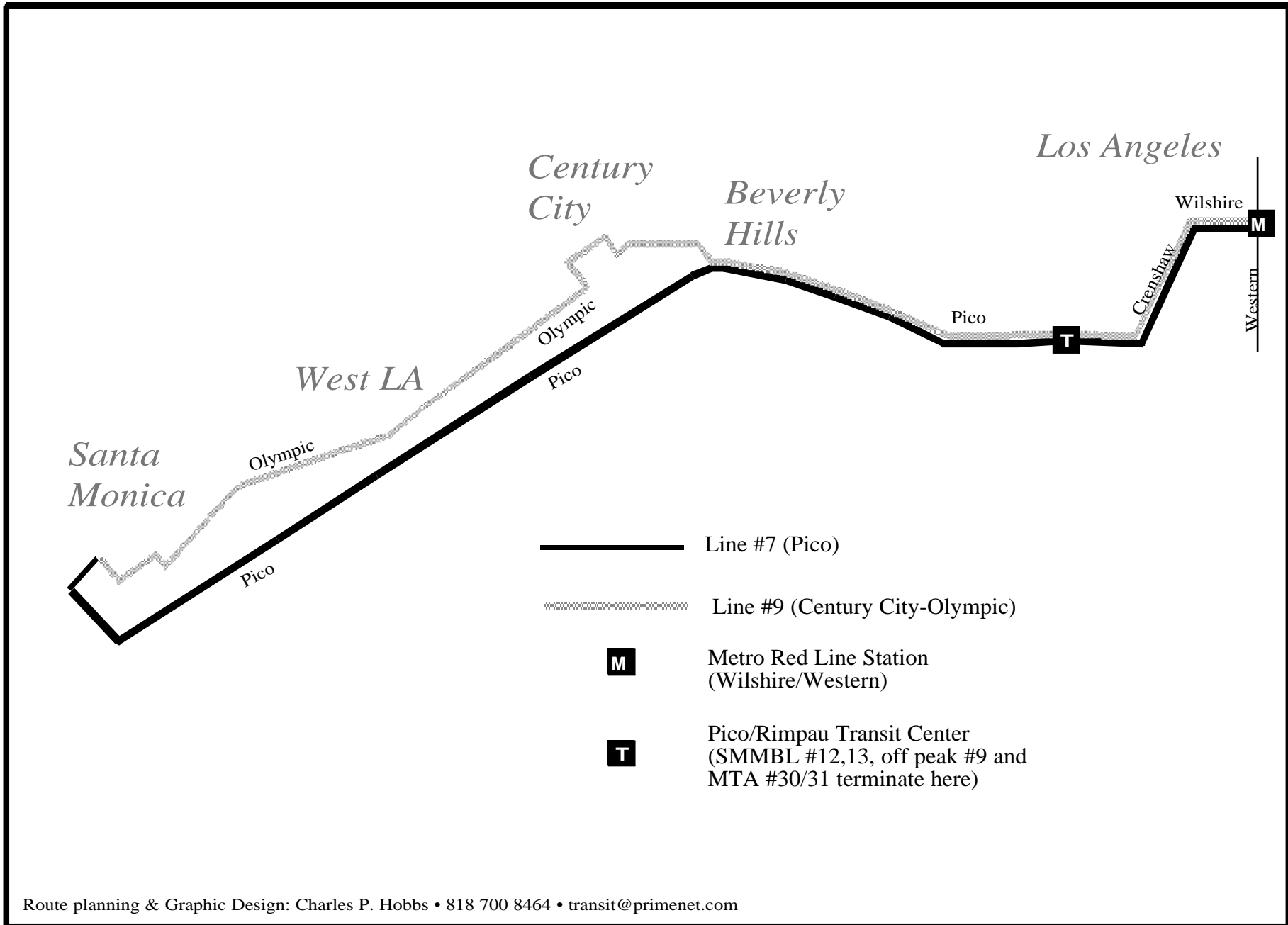
Express Services

- Line #10 Operate between LA and Downtown Santa Monica, but reduce peak hour frequency in anticipation of new express services #20, #30 and #40 (see below). Operate at least hourly on weekends.
- Line #15 New bidirectional all-day service between Downtown LA, Westwood, UCLA and Getty Center. (May be operated by LADOT instead of SMMBL)
- Line #20 New bidirectional peak hour service between Pacific Palisades, Downtown Santa Monica (Civic Center park/ride) and direct express service to Downtown LA via I-10. Replaces a portion of LADOT #430, as well as providing reverse commute domestic employment service
- Line #30 New bidirectional all-day service between Venice Beach, Downtown Santa Monica (Civic Center park/ride) and direct express service to Downtown LA via I-10.
- Line #40 New bidirectional all-day service between Malibu, Downtown Santa Monica (Civic Center park/ride) and direct express service to Downtown LA via I-10. Replaces MTA #434. (In the near future, some thought should be given to extending #40 to the new Cal State Univ. campus in Camarillo, or perhaps even to Oxnard Amtrak station)

Note: During peak hours, #20, #30 and #40 combine to provide at least a 10-minute headway between Santa Monica and Downtown LA. During weekday off-peak, #30 and #40 combine to provide at least a 30-minute headway between Santa Monica and LA. On weekends: #40 operates between Malibu and Santa Monica only; #30 operates a limited number of trips (typically those connecting with weekend Metrolink service). All Downtown LA services start and end at the Gateway Plaza bus loop near Union Station.

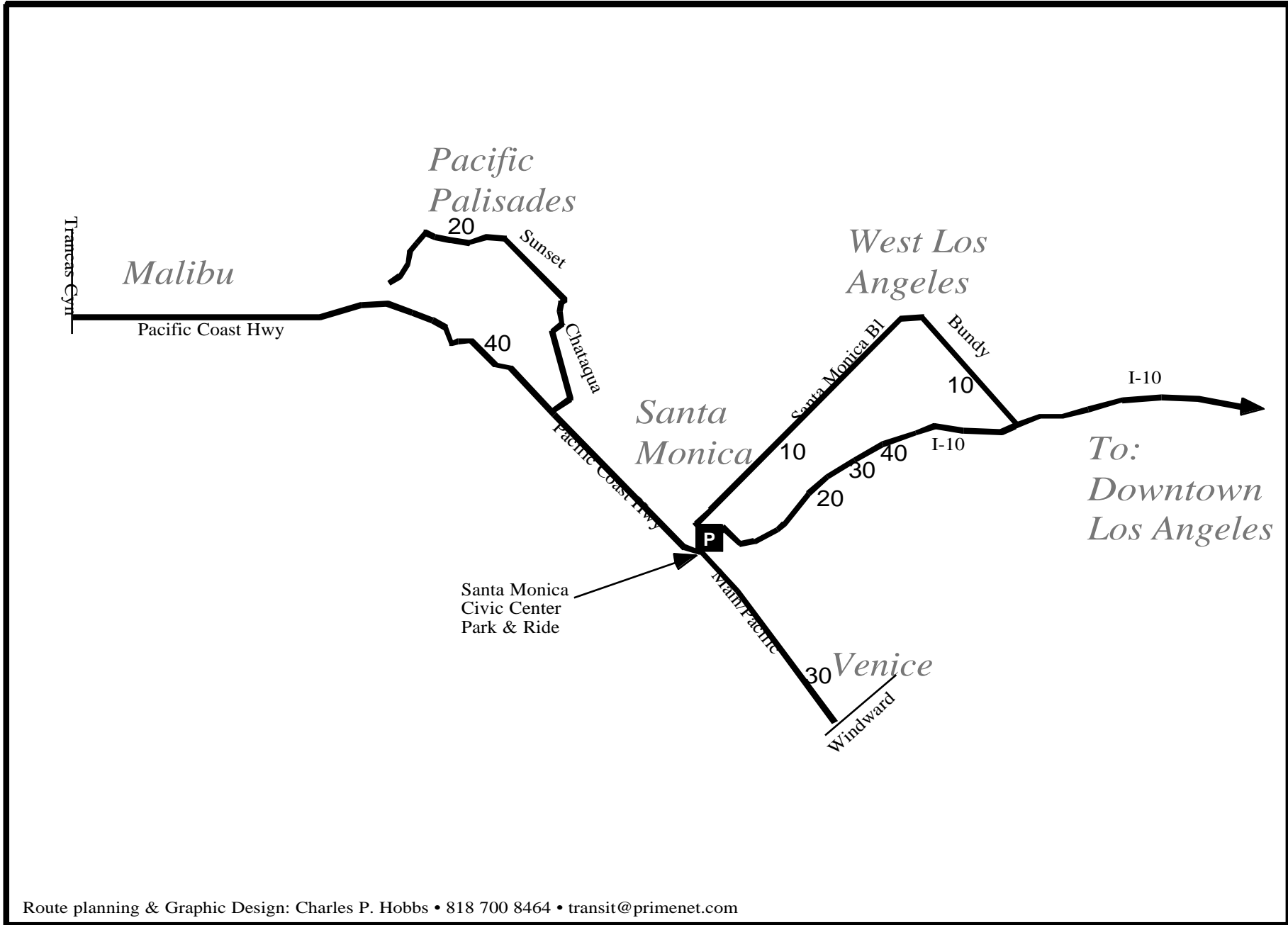
SMMBL 7-9

- *Santa Monica-Wilshire District via Pico*
- *Santa Monica-Century City-Wilshire District*



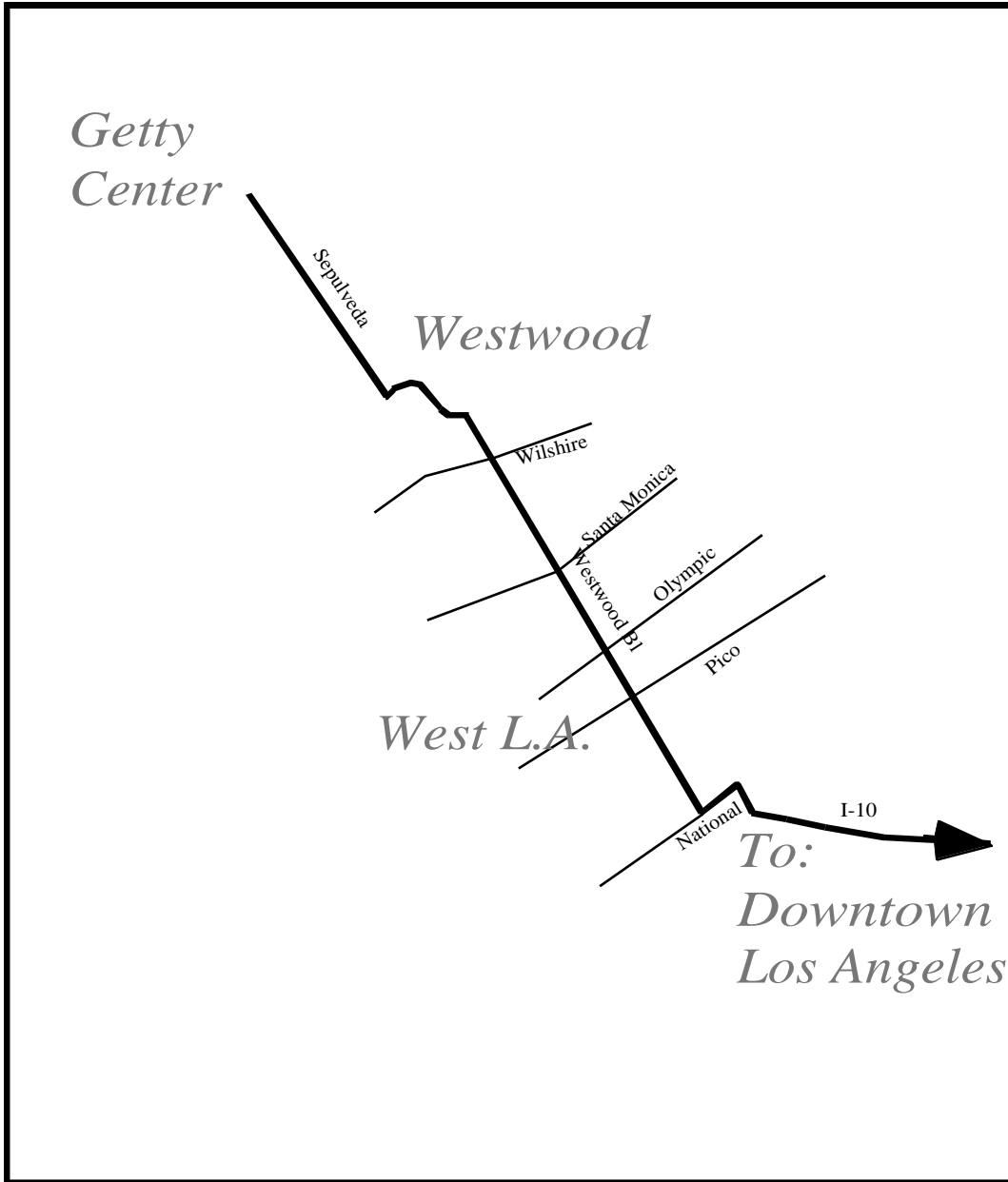
SMMBL 10-20-30-40

- Los Angeles-Santa Monica
- Los Angeles-Pacific Palisades
- Los Angeles-Venice
- Los Angeles-Malibu



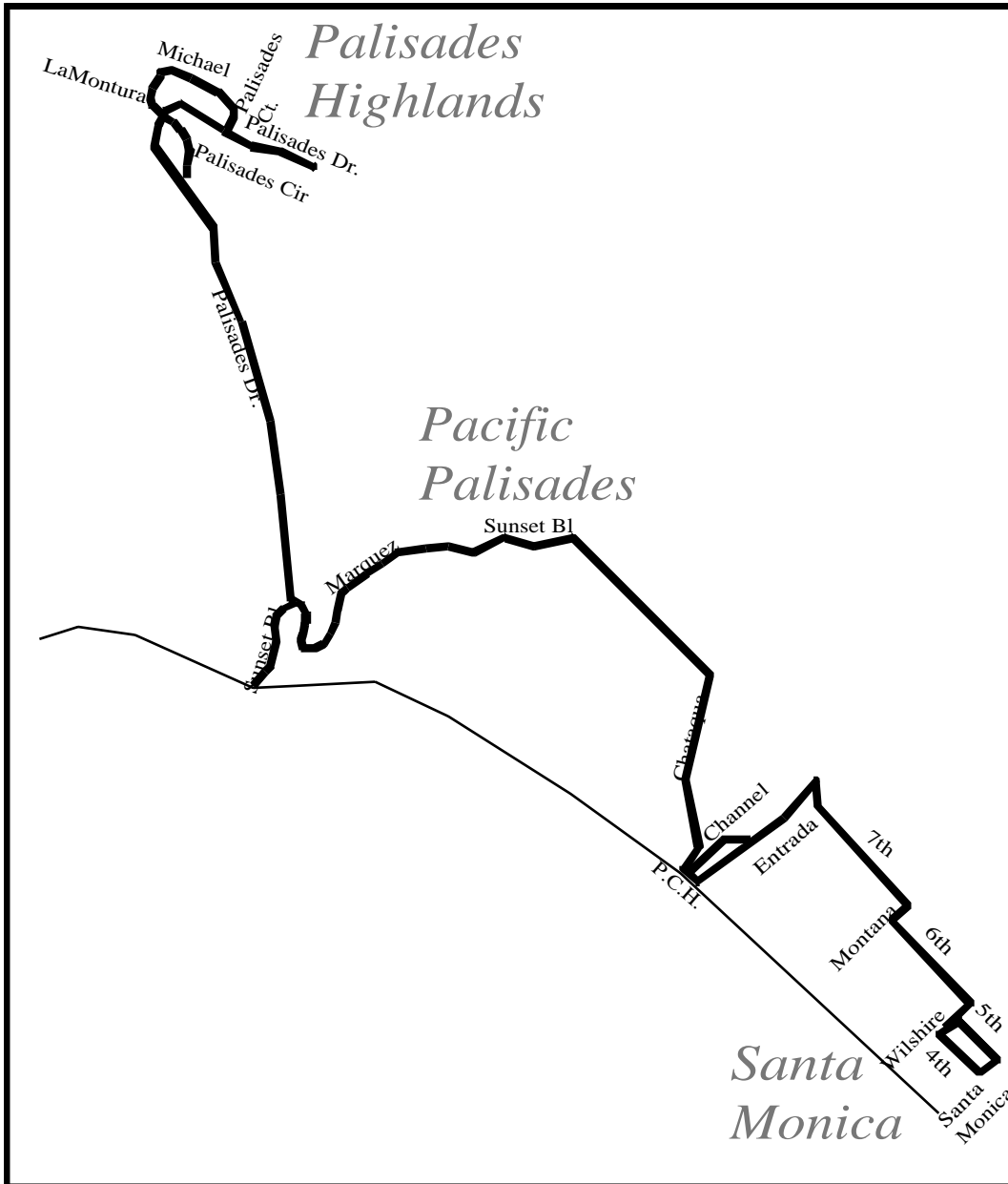
SMMBL 15

- *Downtown Los Angeles*
- *Westwood*
- *Getty Center*



SMMBL 19

- *Santa Monica*
- *Pacific Palisades*
- *Palisades Highlands*



SMMBL 27

- *Santa Monica*
- *Topanga Canyon*
- *Woodland Hills/Warner Center*

